

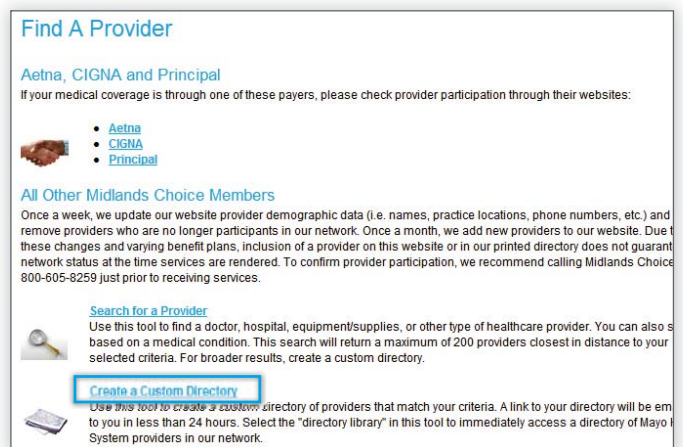
Create a Custom Directory at www.midlandschoice.com

If your insurance coverage is through Aetna, CIGNA or Principal, check provider participation on their websites.


1 Click "Find a Provider."



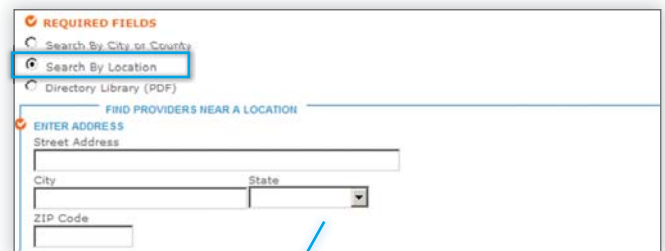
2 Click "Create a Custom Directory."



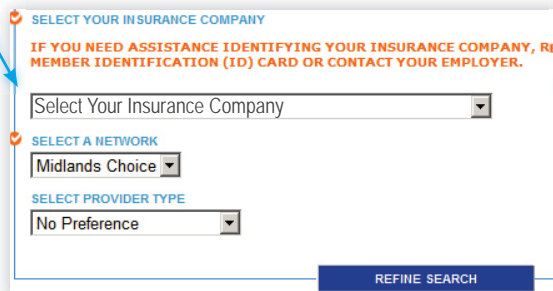
3 Choose "Search by City or County" (select this option to create a state-wide directory)



OR "Search by Location."



Select your insurance company, network, and the type of provider. Click "Refine Search."



4 If you “Searched by City or County”, click “select all” to create a state-wide directory or hold the Ctrl key while selecting up to 10 cities or counties.

OR If you “Searched by Location,” select or enter miles (250 max). Specialty optional. Click “Create Directory Now.”

5 Enter the directory recipient’s email address. Notification will come from directoriesonline@geoaccess.com usually within a few minutes (it can take up to 24 hours depending on directory size).

6 Directories are in pdf format and sorted by state, county, specialty, city, then alphabetical by name.

Pottawattamie County	Iowa	Pottawattamie County
Iowa	Home Health	Therapy - Physical
Pottawattamie County	Hospitals	Hospitals - General
Hospitals	Hospital - General	Hospice
Hospital - General	Hospice	Medical Supplies
Other Medical Facilities	Durable Medical Equipment	Pharmacy

Create a Mayo Health System Directory

For a directory of Mayo Health System (Mayo) providers that are contracted with Midlands Choice, go to “Find a Provider,” “Create a Custom Directory,” select “Directory Library,” then “Mayo Health Systems.” If you’re not sure whether your healthcare plan includes access to Mayo providers, check with your employer or contact us.

Need assistance with creating a directory? Call us at (800) 605-8259, option 6.